

*The Quintessential  
Rhinoplasty Symposium*

# SIXTH **BERGAMO** OPEN RHINOPLASTY COURSE

15-17 March, 2018  
Bergamo, Italy



**ANNUAL MEETING  
OF THE RHINOPLASTY  
SOCIETY EUROPE**

14 March, 2018  
Bergamo, Italy



Rhinoplasty  
Society of Europe

**CADAVER  
DISSECTION  
WORKSHOP**

18 March, 2018  
San Raffaele Hospital,  
Milano, Italy

information: [info@achelois.eu](mailto:info@achelois.eu)

[bergamoplast.com](http://bergamoplast.com)


[#bergamoplast2018](https://twitter.com/bergamoplast2018)






## TOO MUCH TO BE MISSED


 the best ever international faculty

 fully customizable agenda on separate tracks


 18 free masterclasses


 videofocus on techniques

 hot topics panels and videopanel

 point/counterpoint boxing rings


 keynote lectures


 author-commented videos


 best abstract & best video awards

 industry workshops

 rhinoplasty society of europe video-symposium

 all the exhibits you need for your practice

 optional cadaver dissection (march 18)

 free delayed streaming of all sessions

 expanded instructional area

## LEARNING OBJECTIVES

**At the end of the course, the attendees should be able to**

- 1 Fully understand nasal anatomy and function
- 2 Correctly analyze common and less common rhinoplasty problems
- 3 Formulate an adequate pre-surgical plan, so as to achieve consistent and predictable results
- 4 Depending on their previous level of experience, appropriately perform the basic steps of open rhinoplasty, as well as a wide variety of current techniques and modifications of varying complexity
- 5 Select reproducible, predictable and appropriate algorithms for specific problems in rhinoplasty
- 6 Understand current issues in tip and dorsum surgery and master recent related techniques to improve results in your practice, including new osteotomies and osteoplasties
- 7 Understand the value of new instrumentation in rhinoplasty
- 8 Understand, recognize and treat functional issues in rhinoplasty
- 9 Understand, prevent, recognize and correct complications
- 10 Understand current techniques of varying complexity in secondary rhinoplasty, including use of fascia and rib
- 11 Understand and apply the correct indications and practice of medical rhinoplasty

## Who should attend

Surgeons of different specialties (Plastic, ENT, Maxillofacial) who wish to enhance their skills in rhinoplasty at all levels of experience. Both beginners and proficient rhinoplasty surgeons will draw benefit from the customizable program and the different educational tracks. Advanced masterclasses each morning are best reserved to proficient rhinoplasty surgeons. After attending the meeting, the attendee should have the tools to achieve the best possible result when performing an open primary or secondary rhinoseptoplasty.

# INTRODUCTION

Over the last years, the biennial Bergamo Open Rhinoplasty Course has progressively grown in format and reputation so as to become one of the foremost rhinoplasty symposia worldwide.

The 2016 Edition counted 423 attendees from 52 different countries and enjoyed overwhelmingly positive feedback. For this success we are so grateful to our Faculty of internationally acknowledged Masters who have spared no effort to provide the best possible teaching and the most effective education.

The 2018 Edition will be our 10th Anniversary, and we want its format to be as LOGICAL, PROGRESSIVE and USEFUL as possible. In essence, in a panorama worldwide of abundant options and multiple offers, we don't want a course long on looks but short on utility. Also, we want a course that will be equally, though differentially, useful to beginners in rhinoplasty as well as to established rhinoplasty surgeons.

For this reason, while preserving the well-established track of our previous courses, these will be the main features of the 2018 Edition designed to optimize learning:

- the topmost Faculty ever assembled
- a highly intensive progressive format with lectures, edited videos, panels, videopanel, boxing-rings and technique-focused videoclips
- highlight on current controversies and expert "summing-up" review of their pros and cons
- 18 one-hour Masterclasses by world-renowned Masters: plenty of time to get into personal essential detail
- true customizable program for attendees

with different levels of experience

- extensive presence from the industry and related workshops on topics that matter to one's practice

Live surgery will purposely be substituted by abundant video teaching in this 10th Anniversary Edition. The thought-out decision, corroborated by the results of the feedback from the previous course, was taken that a video-based format should strongly and fully characterize the 2018 educational portfolio. It is an undoubtable fact that many significant innovations are now occurring in rhinoplasty, such as new anatomical concepts, new instrumentation and new techniques, and this goes together with growing patient expectations. These innovations will be covered by high quality video in full depth and proper time.

Also, please note that the Course will be preceded by the annual meeting of the Rhinoplasty Society of Europe, with a non-overlapping and multidisciplinary program, and will be followed on March 18 by the optional cadaver dissection day in Milan's San Raffaele Hospital.

Plentiful accommodation choices, convenient direct travel to one of the major hubs of low-cost airline carriers and the best Italian hospitality, art and history in the setting of charming, human-scaled, Bergamo will complete the picture.

Whether you have previously attended Bergamo, or never been there so far, we promise to do our very best to provide you with the best course ever!

*Enrico Robotti*

# INTERNATIONAL FACULTY

## The Course

**Gilbert Aiach** – Paris, France

**Nicolae Antohi** – Bucharest, Romania

**Fazil Apaydin** – Izmir, Turkey

**Khamran Asadi** – Tehran, Iran

**Frédéric Braccini** – Nice, France

**Jay Calvert** – Beverly Hills, USA

**Nuri Celik** – Istanbul, Turkey

**Nazim Cerkes** – Istanbul, Turkey

**Roxana Cobo** – Cali, Colombia

**Andreas Dacho** – Heidelberg, Germany

**Rollin Daniel** – Newport Beach, USA

**Richard Davis** – Miramar, USA

**Jean-Brice Duron** – Paris, France

**Charles East** – London, UK

**Hossam Foda** – Alexandria, Egypt

**Helmut Fischer** – Stuttgart, Germany

**Olivier Gerbault** – Paris, France

**Ashkan Ghavami** – Beverly Hills, USA

**Abdulkadir Goksel** – Istanbul, Turkey

**Wolfgang Gubisch** – Stuttgart, Germany

**Sebastian Haack** – Stuttgart, Germany

**Martin Haug** – Basel, CH

**Werner Heppt** – Karlsruhe, Germany

**Aaron Kosins** – Newport Beach, USA

**Milos Kovacevic** – Hamburg, Germany

**Lokesh Kumar** – New Delhi, India

**Alexander Kuzanov** – Tbilisi, Georgia

**Constantin Lipski** – Moscow, Russia

**Peter Palhazi** – Budapest, Hungary

**Santdeep Paun** – London, UK

**Kirill Pshenisnov** – Moscow, Russia

**Emmanuel Racy** – Paris, France

**Rod Rohrich** – Dallas, USA

**Julian Rowe-Jones** – London, UK

**Yves Saban** – Nice, France

**Constantin Stan** – Bucharest, Romania

**Jonathan Sykes** – Sacramento, USA

**Dean Toriumi** – Chicago, USA

**Daniel F. àWengen** – Binningen, CH

**Vitaly Zholtikov** – St Petersburg, Russia

## ITALIAN FACULTY

...to be defined

# PRELIMINARY PROGRAM

RSE DAY – Annual Meeting of the Rhinoplasty Society of Europe

**March, 14**

- Special lectures
- Presentations by RSE members and prospective members
- RSE award
- “Personal Techniques Videoblasts” Session
- “A case in its essentials” author-commented videos
- “How would you solve this?” Panels
- “Innovations that matter” Panels
- “Inter-Specialties” Brainstorming Session



Rhinoplasty  
Society of Europe

**Faculty to be defined**



# PRELIMINARY PROGRAM

## The Course

### March, 15 MORNING SESSIONS

#### Room A

Open Rhinoplasty – The Essentials

- Anatomy and Dissection videos
- Understanding the Procedure and its Progressive Steps in the Standard Case
- Understanding the Controversial Items which will be highlighted in the days to follow
- Psychology and Patient Selection
- Consultation, pre-op Analysis, Morphing and Planning
- Objective Measurements in Rhinoplasty/ Questionnaires/Outcomes

#### Room B

6 one-hour Masterclasses

Case Analysis PANEL

“Primary Rhinoplasty full-steps”

2 author-commented edited videos

Pre and Postop Care PANEL

Keynote Lecture 1

*Lunchtime Instructional Courses  
and Workshops*

### AFTERNOON SESSIONS

#### Session 1: Dorsum issues

- Dissection and Degloving
- Bony Cap and Keystone management

- Spreader Grafts, Spreader Flaps, Variations
- Osteotomy types and Variations
- Camouflage
- Augmenting and Reducing the Radix

#### Session 2: Deviated nose

- Understanding Bony Vault and Septal Deviations
- Methods of correction

“Crooked Nose” VIDEO CASE PANEL

#### Session 3: Dorsum hot topics

- New Anatomical Concepts
- Supra/Sub Periosteal-Perichondral planes of Dissection
- Wide Vs. Limited Degloving
- New Technology: Power Tools and Piezo
- Osteotomies and/vs Osteoplasties
- Reconstituting/Aligning the Middle Vault

Dorsum Hot Topics VIDEOPANEL

Dorsum Controversies Boxing-Ring PANEL

“Dorsum issues–oriented”

3 author-commented videos

Keynote Lecture 2

**Session 4: Dorsum techniques videofocus**  
(videoclips-only session)

*Welcome cocktail*

Night Owl: viewing narrated DVDs

# PRELIMINARY PROGRAM - The Course

## March, 16 MORNING SESSIONS

### Room A

#### Septum, Turbinates and Function

- Septoplasty procedural videos
- Extracorporeal Septoplasty interactive video
- Inferior and Middle turbinates
- Nasal Valves
- Objective Airway Assessment
- Endoscopy

### Room B

#### 6 one-hour Masterclasses

Septum Relocation/Reinforcement/  
Replacemet VIDEOCASEPANEL  
Inter-Specialty Issues PANEL

Keynote Lecture 3

Selected Abstracts Corner  
and prize to best presentations

*Lunchtime Instructional Courses  
and Workshops*

## AFTERNOON SESSIONS

### Session 1: TIP issues

- Sutures and Grafts: which and when
- Increasing and decreasing Projection/  
Lengt/ Rotation
- Alar/Columellar Disproportion
- Alar Base surgery

- Premaxillary augmentation

### Session 2: TIP hot topics

- New Tip Suture Techniques
- Tip and Facet Refinement Grafts
- Current role of Cephalic Trim
- Restructuring the Alar Rim
- Reshaping and Repositioning the Lateral Crura

Tip Hot Topics VIDEO PANEL

Tip Controversies Boxing-Ring PANEL

“Tip issues-oriented”

3 author-commented videos

Keynote Lecture 4

**Session 3: Tip techniques videofocus**  
(videoclips-only session)”

**Session 4: Specific problems  
in primary rhinoplasty**

- Large Nose
- Thick/Redundant Skin
- Thin Skin
- Male Nose
- Aging Nose

Questions and Controversies Review PANEL

Preventing Complications PANEL

Follow-up on cases of the last Course with  
video-summary and comments by surgeon

*Social Dinner*



# PRELIMINARY PROGRAM - The Course

## March, 17 MORNING SESSIONS

### Room A

Aesthetic nasal reconstruction

- Segmental/Total and Flaps of choice
- Cleft Lip Nose

Innovations/Experimental

- Tissue Engineering
- Adipose Tissue
- PRP and PFP

Medical Rhinoplasty

- Fillers and Botox
- Perioral Rejuvenation
- Fillers Controversies-Complications PANEL

*"Best Movieclip competition"  
and "Luca Ortelli"*

*Bergamo Open Rhinoplasty Course award*

### Room B

6 one-hour Masterclasses

*Lunchtime Instructional Courses  
and Workshops*

## AFTERNOON SESSIONS

### Session 1: Ethnic Nose

- Ethnic Specifics and Patient Expectations
- Variations and Techniques which matter

### Session 2: Social Media and Building a Brand

- Understanding Social Media
- Benefits and Ethics
- Pearls and Pitfalls

### Session 3: Secondary Rhinoplasty

- Principles and Algorithms
- Psychology and patient Selection
- Bony, midvault and septum deformities
- Under/overresection, pollybeak, inverted V
- Tip deformities
- Functional issues
- Complex challenges
- Structural Reconstruction
- Camouflage and new Cartilage Variations
- Alloplasts

"Rib Harvesting Techniques" VIDEOPANEL

"Rib Segmentation and Fabrication  
Techniques" VIDEOPANEL

"Diced Cartilage Fascia and variations  
VIDEOPANEL

Secondary Rhinoplasty Hot Topics VIDEOPANEL

Secondary Rhinoplasty Controversies  
Boxing-Ring PANEL

"Secondary Rhinoplasty issues-oriented"  
3 author-commented videos

Keynote Lecture 5

### Session 4: Secondary Rhinoplasty techniques videofocus

(videoclips-only session)

"Faculty Survey Results"  
including Perioperative Management

Concluding PANEL: Future Challenges in  
Rhinoplasty/Forecasting Ahead

Wrap-up and adjourn

# PRELIMINARY PROGRAM

## CADAVER DISSECTION WORKSHOP

### March, 18

- Directed by Mario Bussi
- Step-by Step execution of open rhinoplasty
- Highlight on contemporary grafting and osteotomy/osteoplasty techniques including piezo
- Personal tutors on each head
- Two participants per head
- Teaching master-head and video for each surgical step
- Full day agenda technique
- Transport and accommodation coordinated with Bergamo Course


### COURSE VENUE

San Raffaele Hospital  
Via Olgettina, 60  
20132 Milano (Italy)

### INFORMATION

[info@achelois.eu](mailto:info@achelois.eu)

### Faculty to be defined





SIXTH  
**BERGAMO**  
OPEN  
RHINOPLASTY  
COURSE

**[www.bergamoplast.com](http://www.bergamoplast.com)**

**ORGANIZING SECRETARIAT**

MZ Congressi srl  
Via C. Farini, 81  
20159 Milano (Italy)  
Tel. +39 02 66802323  
Fax. +39 02 6686699  
[bergamoplast@mzcongressi.com](mailto:bergamoplast@mzcongressi.com)

**COURSE VENUE**

Giovanni XXIII Congress Center  
Viale Papa Giovanni XXIII, 106  
24121 Bergamo (Italy)